MEIGLink
SLM757
SLM757QE-8131
FDD-LTE/TDD-LTE/WCDMA+GPS
IMEI: 869635010017161



| | |
|---|---|
| | |
| | |
| | |

SLM757 8GB( 16GB)

| | | |
|---|---|---|
| GNSS | | GPS/Beidou/Glonass/Galileo |
| | TD-LTE | Cat4 TD-LTE 117/30Mbps |
| | FDD-LTE | Cat4 FDD-LTE 150/50Mbps |
| | DC-HSPA+ | 42/11.2Mbps |
| | TD-HSPA | 2.8/2.3Mbps |
| | EVDO Rev.A | 3.1/1.8Mbps |
| | EDGE | Class12, 236.8kbps/236.8kbps |
| | GPRS | Class12, 85.6kbps/85.6kbps |
| SIM | | DSDS<br>3.0/1.8V<br>SIM<br>L/W/G+G with CSFB to W/G<br>L/TDS/G+G with CSFB to TDS/G<br>L/EVDO/CDMA1X+ G<br>L/W/TDS/G+CDMA1X, CDMA |
| Display | | Matrix:<br>HD 1280*800 60fps |
| | | LCM Size: User defined |
| | | Interface: MIPI DSI 4-lane |
| Camera | | Interface: main: MIPI CSI 4-lane; front: MIPI CSI 4-lane |

| | | |
|---|---|---|
| | | |
| | GPIO | 53 GPIO, BLSP GPIO |
| | VCOIN | |
| | PIN | LTE<br>LTE<br>GPS<br>2.4G WiFi- |
| | Audio | 1 MIC<br>1 MIC<br>1 0.8W D<br>1<br>1 |

| | |
|---|---|
| SLM75QE | TDD-LTE: B38/40/41<br>FDD-LTE: B1/3/5/7/8/20<br>WCDMA: B1/B5/B8<br>GSM: B5/3/8 |

| PIN# | SLM757 Pin name | Pad characteristics | Functional description |
|---|---|---|---|
| 1 | GND | GND | GND |
| 2 | VBUS | PI,PO | USB Voltage |
| 3 | VBUS | PI,PO | USB Voltage |
| 4 | VBUS | PI,PO | USB Voltage |
| 5 | GND | GND | GND |
| 6 | GND | GND | GND |
| 7 | FLASH_LED1+ | AO | |

| | | | |
|---|---|---|---|
| 30 | GPIO29_CAM_I2C_SDA0 | B-PD:nppukp | Configurable I/O,Dedicated camera I2C0 SDA |
| 31 | GPIO30_CAM_I2C_SCL0 | B-PD:nppukp | Configurable I/O,Dedicated camera I2C0 SCL |
| 32 | GPIO62_CAM_DVDD_EN | B-PD:nppukp | Configurable I/O,LDO EN for CAM DVDD |
| 33 | GND | GND | GND |
| 34 | VREG_L11_2P95 | PO | PMIC output 2.95V for SD-card power |
| 35 | VREG_L12_PX2_2P95 | PO | PMIC output 2.95V for SDC2 signal |
| 36 | GPIO67_SDCARD_DET_N | B-PD:nppukp | Configurable I/O,SD card detection |
| 37 | GND | GND | GND |
| 38 | SDC2_SDCARD_CMD | BH-NP:pdpukp | Secure digital controller 2 command |
| 39 | SDC2_SDCARD_CLK | BH-NP:pdpukp | Secure digital controller 2 clock |
| 40 | SDC2_SDCARD_D0 | BH-NP:pdpukp | Secure digital controller 2 data bit 0 |
| 41 | SDC2_SDCARD_D1 | BH-NP:pdpukp | Secure digital controller 2 data bit 1 |
| 42 | SDC2_SDCARD_D2 | BH-NP:pdpukp | Secure digital controller 2 data bit 2 |
| 43 | SDC2_SDCARD_D3 | BH-NP:pdpukp | Secure digital controller 2 data bit 3 |
| 44 | GND | GND | GND |
| 45 | MIPI_CSI0_LANE1_N | AI | MIPI camera serial interface 0 lane1- |
| 46 | MIPI_CSI0_LANE1_P | AI | MIPI camera serial interface 0 lane1+ |
| 47 | MIPI_CSI0_CLK_N | AI | MIPI camera serial interface 0 clock- |
| 48 | MIPI_CSI0_CLK_P | AI | MIPI camera serial interface 0 clock+ |
| 49 | MIPI_CSI0_LANE2_N | AI | MIPI camera serial interface 0 lane2- |
| 50 | MIPI_CSI0_LANE2_P | AI | MIPI camera serial interface 0 lane2+ |
| 51 | MIPI_CSI0_LANE0_N | AI | MIPI camera serial interface 0 lane0- |
| 52 | MIPI_CSI0_LANE0_P | AI | MIPI camera serial interface 0 lane0+ |
| 53 | MIPI_CSI0_LANE3_N | AI | MIPI camera serial interface 0 lane3- |
| 54 | MIPI_CSI0_LANE3_P | AI | MIPI camera serial interface 0 lane3+ |
| 55 | GND | GND | GND |
| 56 | MIPI_CSI1_LANE0_N | AI | MIPI camera serial interface 1 lane0- |
| 57 | MIPI_CSI1_LANE0_P | AI | MIPI camera serial interface 1 lane0+ |
| 58 | MIPI_CSI1_CLK_N | AI | MIPI camera serial interface 1 clock- |
| 59 | MIPI_CSI1_CLK_P | AI | MIPI camera serial interface 1 clock+ |
| 60 | MIPI_CSI1_LANE1_N | AI | MIPI camera serial interface 1 lane1- |
| 61 | MIPI_CSI1_LANE1_P | AI | MIPI camera serial interface 1 lane1+ |
| 62 | GND | GND | GND |
| 63 | MIPI_DSI0_LANE0_N | AO | MIPI display serial interface 0 lane0- |
| 64 | MIPI_DSI0_LANE0_P | AO | MIPI display serial interface 0 lane0+ |
| 65 | MIPI_DSI0_CLK_N | AO | MIPI display serial interface 0 clock- |

| | | | |
|---|---|---|---|
| 66 | MIPI_DSI0_CLK_P | AO | MIPI display serial interface 0 clock+ |
| 67 | MIPI_DSI0_LANE1_N | AO | MIPI display serial interface 0 lane1- |
| 68 | MIPI_DSI0_LANE1_P | AO | MIPI display serial interface 0 lane1+ |
| 69 | MIPI_DSI0_LANE3_N | AO | MIPI display serial interface 0 lane3- |
| 70 | MIPI_DSI0_LANE3_P | AO | MIPI display serial interface 0 lane3+ |
| 71 | MIPI_DSI0_LANE2_N | AO | MIPI display serial interface 0 lane2- |
| 72 | MIPI_DSI0_LANE2_P | AO | MIPI display serial interface 0 lane2+ |

| | | | |
|---|---|---|---|
| 102 | UIM1_RESET | B-PD:nppukp | Configurable I/O,UIM1 reset |
| 103 | UIM1_CLK | B-PD:nppukp | Configurable I/O,UIM1 clock |
| 104 | UIM1_DATA | B-PD:nppukp | Configurable I/O,UIM1 data |
| 105 | VREG_L14_UIM1 | PO | PMIC output for UIM1 |
| 106 | GPIO59_SENSOR_RST | B-PD:nppukp | Configurable I/O,secondary LCD RST |
| 107 | VREG_L10_2P8_SENSOR | PO | PMIC output 2.8V for sensor |
| 108 | VREG_L22_2P8_AVDD | PO | PMIC output 2.8V for camera AVDD |
| 109 | VREG_L23_1P2_DVDD | PO | PMIC output 1.2V for camera DVDD |
| 110 | GND | GND | GND |
| 111 | GND | GND | GND |
| 112 | VREG_L17_2P85 | PO | PMIC output 2.8V for LCD,CAM,TP |
| 113 | VREG_L6_1P8 | PO | PMIC output 1.8V for LCD,CAM,TP,sensor |

| | | | |
|---|---|---|---|
| 138 | USB_ID | AI | USB ID |
| 139 | USB_DM | AI,AO | USB data minus |
| 140 | USB_DP | AI,AO | USB data plus |
| 141 | GND | GND | GND |
| 142 | GND | GND | GND |
| 143 | VBAT | PI,PO | Battery |

| | | | |
|---|---|---|---|
| 174 | GND | GND | GND |
| 175 | GND | GND | GND |
| 176 | GPIO130 | B-PD:nppukp | Configurable I/O |
| 177 | GND | GND | GND |
| 178 | GND | GND | GND |
| 179 | GPIO44_MAG_RST_N | B-PD:nppukp | Configurable I/O,Magnetometer interrupt |
| 180 | GPIO94 | B-PD:nppukp | Configurable I/O |
| 181 | GPIO95 | B-PD:nppukp | Configurable I/O |
| 182 | GPIO123 | B-PD:nppukp | Configurable I/O |
| 183 | Reserved | | Reserved |
| 184 | GPIO125 | B-PD:nppukp | Configurable I/O |
| 185 | GPIO126 | B-PD:nppukp | Configurable I/O |
| 186 | GPIO129 | B-PD:nppukp | Configurable I/O |
| 187 | GPIO45 | B-PD:nppukp | Configurable I/O |
| 188 | GPIO31_CAM_I2C_SDA1 | B-PD:nppukp | Configurable I/O,Dedicated camera I2C1 SDA |
| 189 | GPIO32_CAM_I2C_SCL1 | B-PD:nppukp | Configurable I/O,Dedicated camera I2C1 SCL |
| 190 | GND | GND | GND |
| 191 | MIPI_CSI1_LANE3_P | AI | MIPI camera serial interface 1 lane3+ |
| 192 | MIPI_CSI1_LANE3_N | AI | MIPI camera serial interface 1 lane3- |
| 193 | GND | GND | GND |
| 194 | GND | GND | GND |
| 195 | GND | GND | GND |
| 196 | GPIO25_LCD_TE1 | B-PD:nppukp | Configurable I/O,secondary LCD TE |
| 197 | Reserved | | Reserved |
| 198 | Reserved | | Reserved |
| 199 | Reserved | | Reserved |
| 200 | GPIO19_NFC_I2C5_SCL | B-PD:nppukp | Configurable I/O,NFC I2C SCL |
| 201 | GPIO18_NFC_I2C5_SDA | B-PD:nppukp | Configurable I/O,NFC I2C SDA |
| 202 | GPIO12 | B-PD:nppukp | Configurable I/O |
| 203 | GPIO90_DMIC0_DATA | B-PD:nppukp | Configurable I/O,Digital MIC0 data |
| 204 | GPIO89_DMIC0_CLK | B-PD:nppukp | Configurable I/O,Digital MIC0 clock |
| 205 | GPIO99 | B-PD:nppukp | Configurable I/O |
| 206 | GPIO98 | B-PD:nppukp | Configurable I/O |
| 207 | GPIO97 | B-PD:nppukp | Configurable I/O |
| 208 | GPIO96 | B-PD:nppukp | Configurable I/O |
| 209 | GND | GND | GND |

| | | | |
|---|---|---|---|
| 210 | GND | GND | GND |
| 211 | GND | GND | GND |
| 212 | GND | GND | GND |
| 213 | GND | GND | GND |
| 214 | GND | GND | GND |

TOP

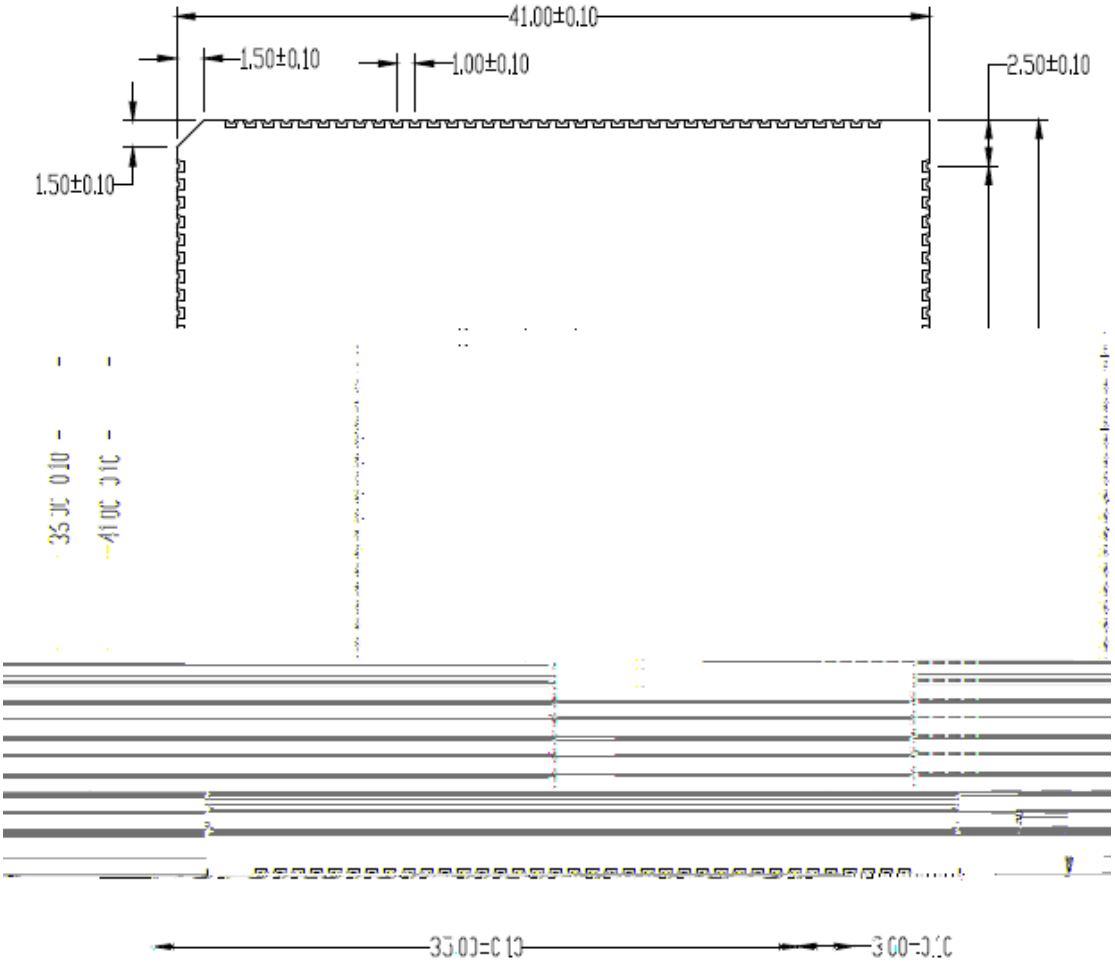

BOTTOM:

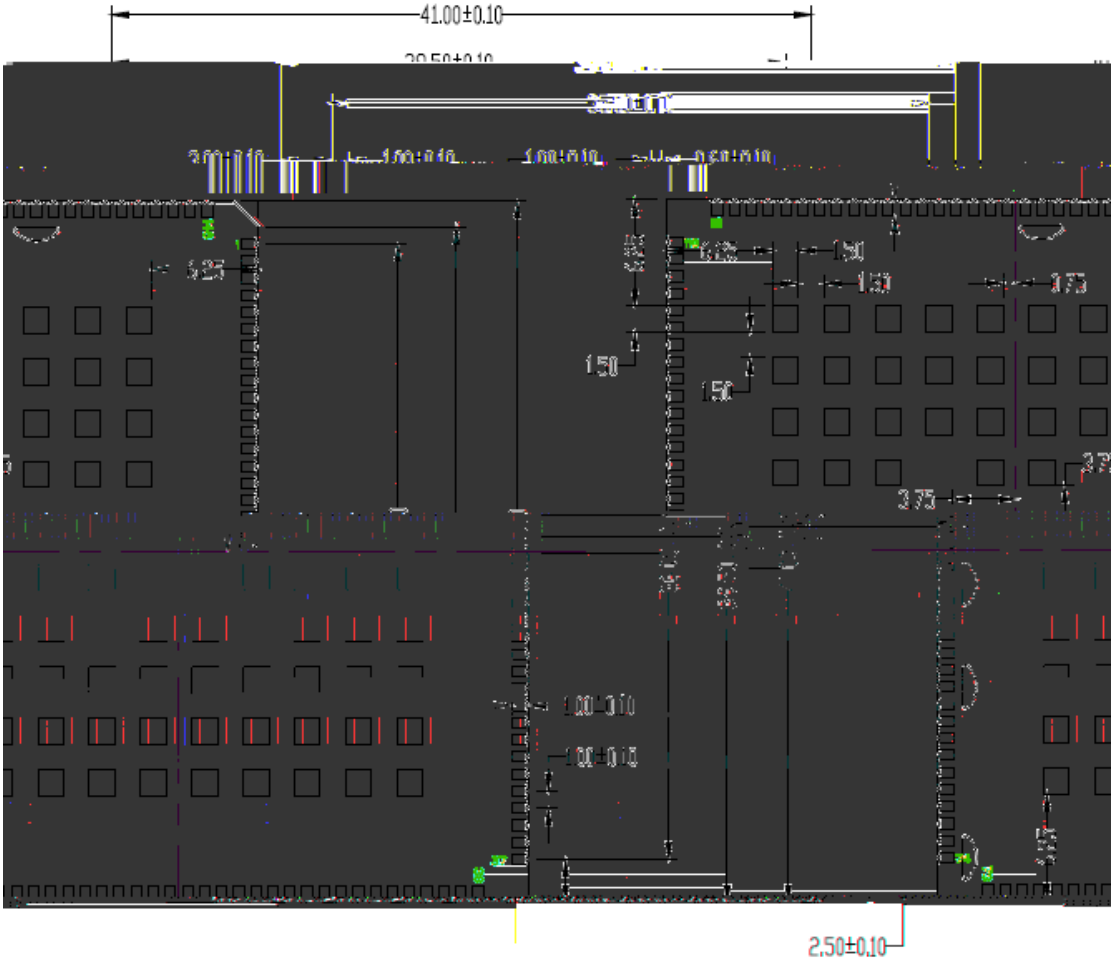

# 6.PIN